

REL-FO/LD-24DC/2X21/MS - Single relay



1308298

<https://www.phoenixcontact.com/us/products/1308298>

Please be informed that the data shown in this PDF document is generated from our online catalog. Please find the complete data in the user documentation. Our general terms of use for downloads are valid.



Plug-in miniature relay with mechanical switching position indicator, FASTON connection, 2 changeover contacts, status display: Yellow LED, Freewheeling diode, Input voltage: 24 V DC

Commercial data

Item number	1308298
Packing unit	1 pc
Minimum order quantity	10 pc
Sales key	C460
Product key	CK6193
GTIN	4063151558628
Weight per piece (including packing)	27.08 g
Weight per piece (excluding packing)	27.08 g
Customs tariff number	85364190
Country of origin	CN

REL-FO/LD-24DC/2X21/MS - Single relay



1308298

<https://www.phoenixcontact.com/us/products/1308298>

Technical data

Notes

General	Do not use to separate SELV/PELV circuits from other circuits, because safe isolation is not guaranteed. (applies to the optocoupler variants)
General	The outputs are not suitable for switching different outer conductors.
General	The system installer must ensure the touch protection of the product (at voltages > 25 V AC/60 V DC). The product is a built-in device without protection against direct contact.

Product properties

Product type	Single relay
Product family	ESSENTIAL edition
Operating mode	100% operating factor
Mechanical service life	approx. 5×10^7 cycles
Relay type	Electromechanical relay

Insulation characteristics: Air clearances and creepage distances between the power circuits

Insulation	Basic insulation
Overvoltage category	II
Pollution degree	3

Electrical properties

Maximum power dissipation for nominal condition	0.64 W
Test voltage (Winding/contact)	5 kV _{rms} (50 Hz, 1 min., winding/contact)
Test voltage (Changeover contact/changeover contact)	3 kV _{rms} (50 Hz, 1 min., changeover contact/changeover contact)
Test voltage ()	1 kV _{rms} (50 Hz, 1 min., open contact)

Air clearances and creepage distances between the power circuits

Rated insulation voltage	250 V AC
Rated surge voltage	2.5 kV

Input data

Coil side

Nominal input voltage U_N	24 V DC
Input voltage range	16.8 V DC ... 26.4 V DC
Drive and function	monostable
Drive (polarity)	polarized
Typical input current at U_N	24 mA
Input power dissipation for U_N	0.58 W
Typical response time	9 ms
Typical release time	9 ms
Protective circuit	Freewheeling diode

REL-FO/LD-24DC/2X21/MS - Single relay



1308298

<https://www.phoenixcontact.com/us/products/1308298>

Status display	Yellow LED
Coil resistance	1080 Ω \pm 10 %

Output data

Switching

Contact switching type	2 changeover contacts
Type of switch contact	Single contact
Contact material	AgSnO
Maximum switching voltage	250 V AC/DC
Minimum switching voltage	5 V (10 mA)
Limiting continuous current	8 A
Maximum inrush current	16 A (20 ms, N/O contacts)
Inrush current, minimum	10 mA (5 V)
Interrupting rating (ohmic load) max.	192 W (24 V DC) 240 W (30 V DC) 2000 VA (250 V AC)

Connection data

Connection method	FASTON connection
-------------------	-------------------

Dimensions

Width	13 mm
Height	31.1 mm
Depth	34 mm

Environmental and real-life conditions

Ambient conditions

Degree of protection (Relay)	RT II (Relay)
Degree of protection (Installation location)	IP54 (Installation location)
Ambient temperature (operation)	-40 °C ... 70 °C
Ambient temperature (storage/transport)	-40 °C ... 70 °C
Altitude	\leq 2000 m

Standards and regulations

Standards/regulations	IEC 61810-1 IEC 60664-1
-----------------------	----------------------------

Air clearances and creepage distances between the power circuits

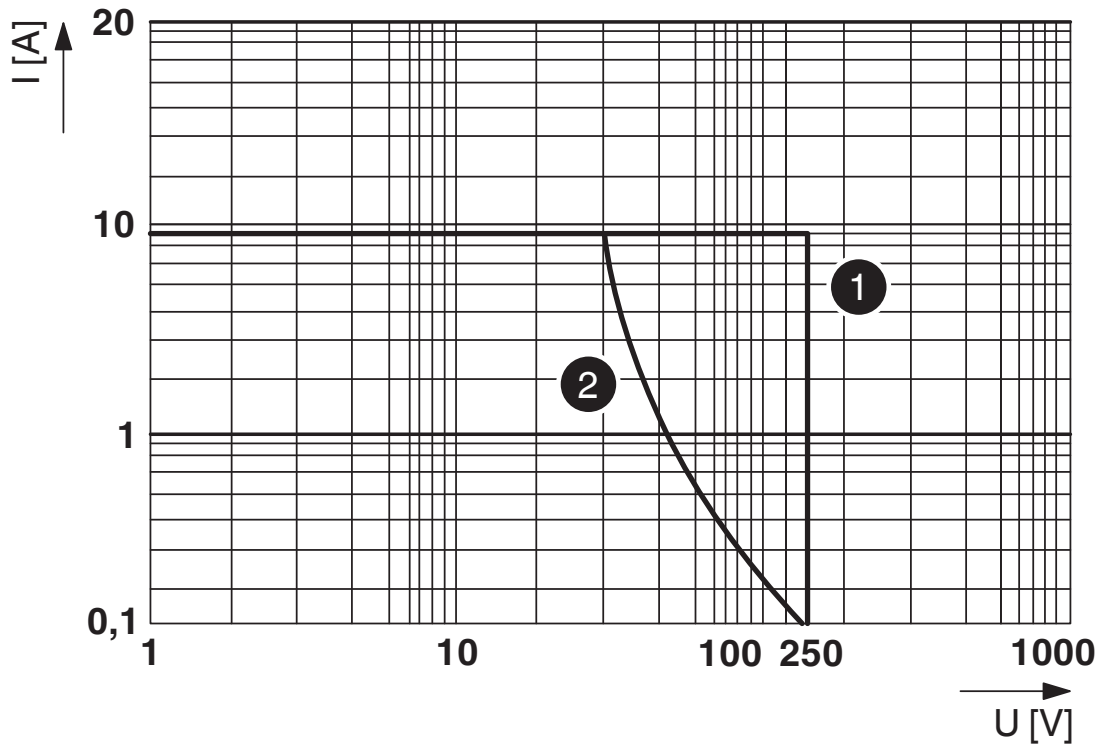
Standards/regulations	IEC 60664-1
-----------------------	-------------

Mounting

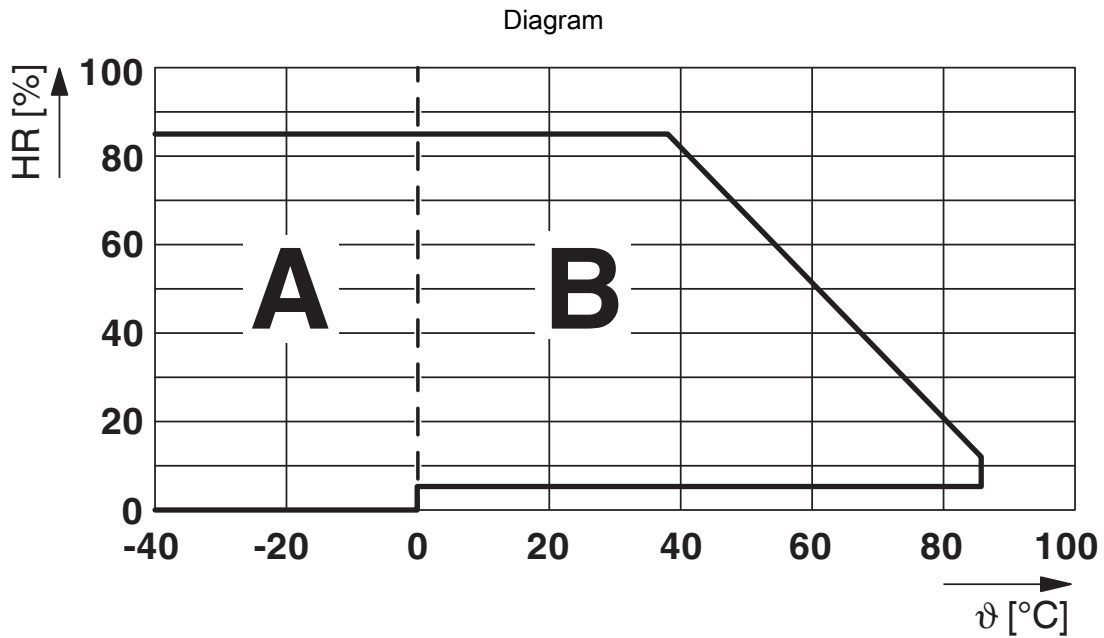
Mounting position	any
-------------------	-----

Drawings

Diagram



Interrupting rating
1) AC, ohmic load
2) DC, ohmic load



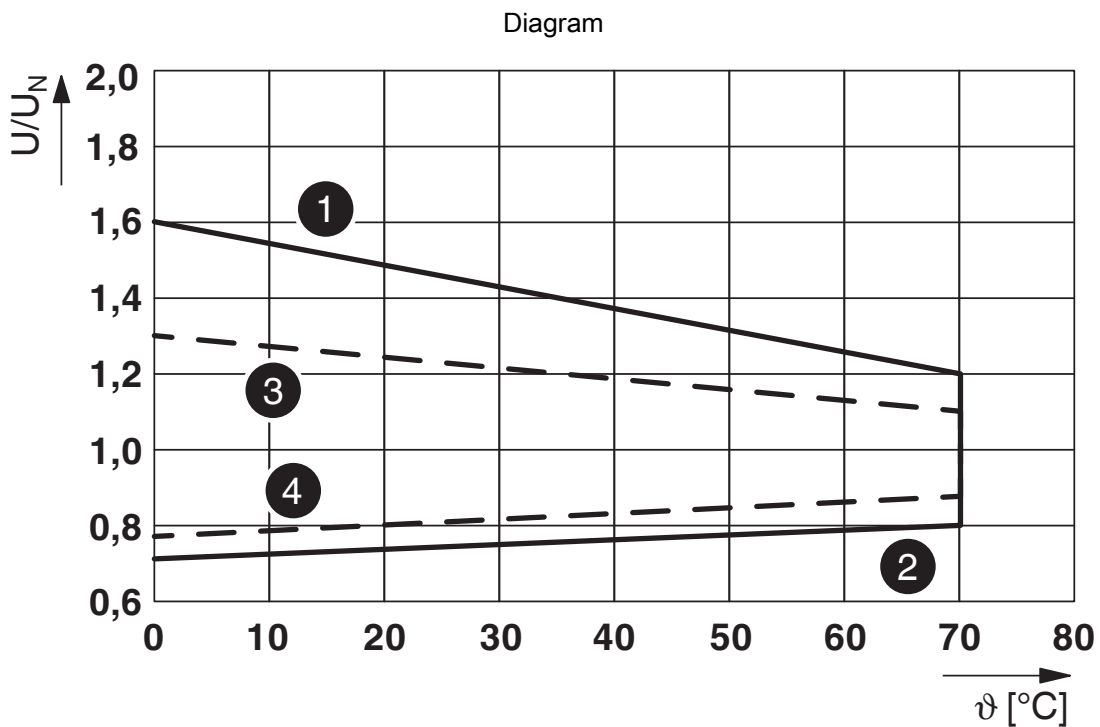
Permissible humidity for operation and storage.

The maximum permissible ambient temperature as specified in the data sheet must be observed.

Area A: Ice buildup at ambient temperatures $\leq 0^\circ\text{C}$ must be prevented

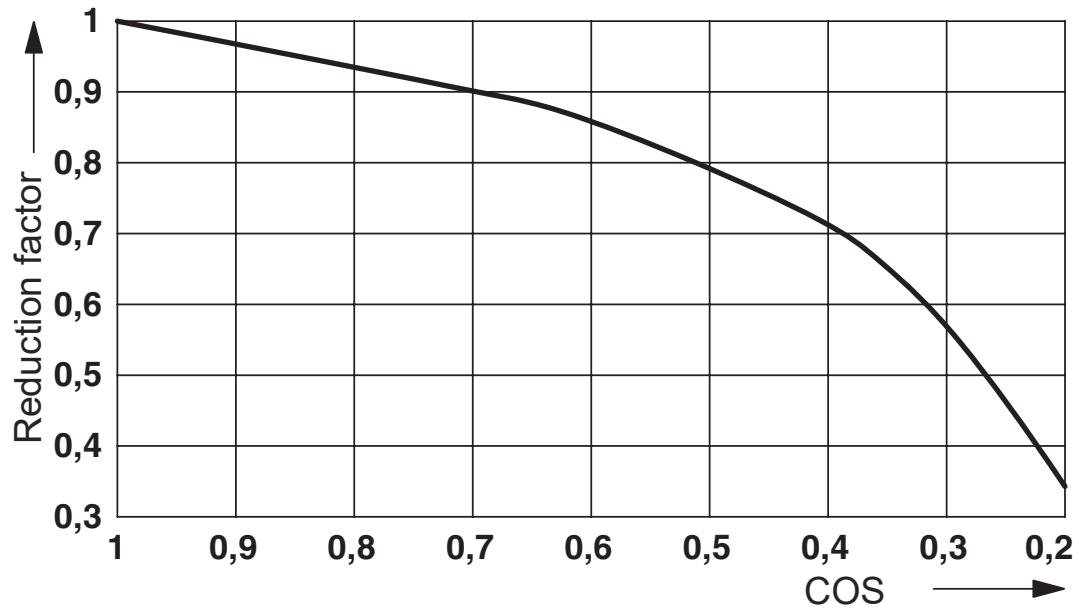
Area B: Condensation at ambient temperatures $> 0^\circ\text{C}$ must be prevented

On 30 full days that are naturally distributed across an entire year, a humidity level of 95% is permissible at an ambient temperature $\leq 25^\circ\text{C}$.



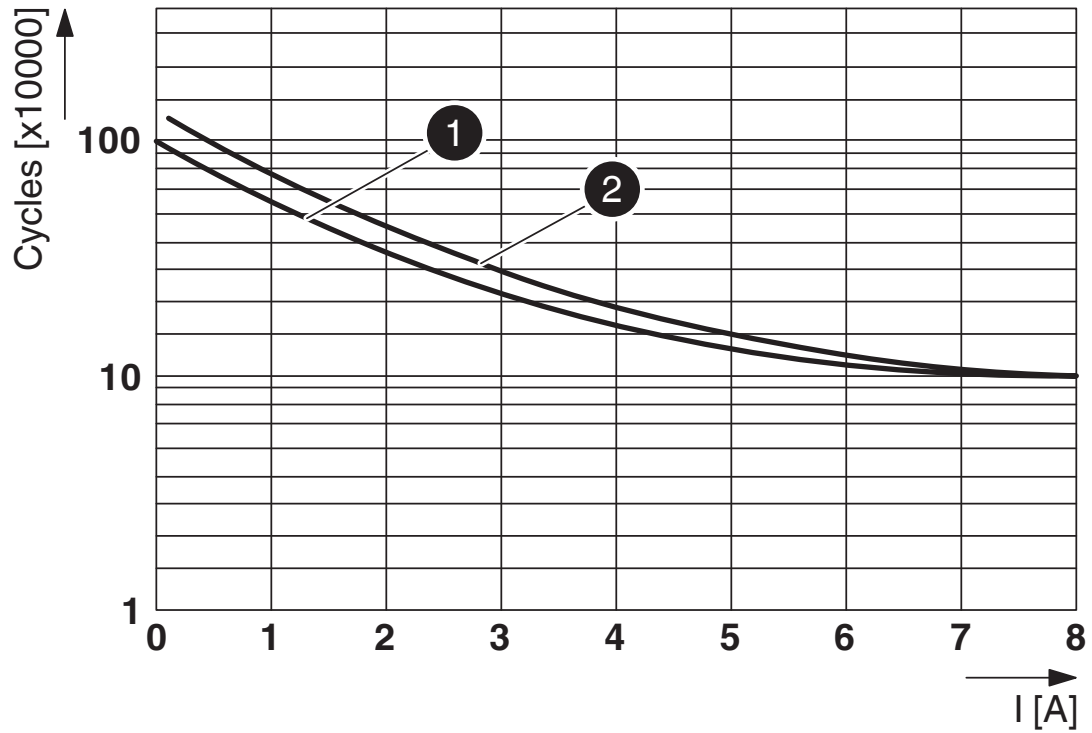
Operating voltage range

Diagram



Service life reduction factor with various cos phi

Diagram



Electrical service life

- 1) 30 V DC resistance load
- 2) 250 V AC resistance load

REL-FO/LD-24DC/2X21/MS - Single relay



1308298

<https://www.phoenixcontact.com/us/products/1308298>

Approvals

To download certificates, visit the product detail page: <https://www.phoenixcontact.com/us/products/1308298>



cUL Recognized
Approval ID: FILE E 172140



UL Recognized
Approval ID: FILE E 172140

cULus Recognized

REL-FO/LD-24DC/2X21/MS - Single relay



1308298

<https://www.phoenixcontact.com/us/products/1308298>

Classifications

ECLASS

ECLASS-11.0	27371601
ECLASS-12.0	27371601
ECLASS-13.0	27371601

ETIM

ETIM 8.0	EC001437
----------	----------

REL-FO/LD-24DC/2X21/MS - Single relay



1308298

<https://www.phoenixcontact.com/us/products/1308298>

Environmental product compliance

China RoHS	Environmentally friendly use period: unlimited = EFUP-e
	No hazardous substances above threshold values

REL-FO/LD-24DC/2X21/MS - Single relay



1308298

<https://www.phoenixcontact.com/us/products/1308298>

Mandatory accessories

ECOR-1-BSC2/FO/2X21 - Relay base

1308332

<https://www.phoenixcontact.com/us/products/1308332>

ECOR-1 relay base, for FASTON relay, Fork-type cable lug, 2 changeover contacts, Input voltage 230 V AC



Phoenix Contact 2023 © - all rights reserved
<https://www.phoenixcontact.com>

Phoenix Contact USA
586 Fulling Mill Road
Middletown, PA 17057, United States
(+717) 944-1300
info@phoenixcon.com